

Product Information

FX-015AP

Flow Switch FX

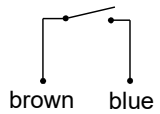


- Adjusted switching value
- Integrated filter
- High switching power
- Optional flow limiter in the outlet piece

Characteristics

Mechanical flow switch, for fluid media, with magnetic triggering of a reed switch. Plastic housing with integrated filter.

Technical data

Switch	reed switch	
Nominal width	DN 15	
Process connection	male thread G 1/2 A (note: For plastic parts it is not possible to guarantee trueness of calibration)	
Switching range	0.4..12 l/min	for details see table "Ranges"
Pressure loss	0.75..1.1 bar at Q _{max.}	
Q_{max.}	12 l/min	
Tolerance	±15 % of full scale value	
Pressure resistance	PN 10 bar	
Media temperature	-20..+70 °C (80 °C at 6 bar)	
Ambient temperature	-20..+70 °C	
Media	water	
Wiring	normally open (n.o.) No. 0.372	
Switching voltage	max. 230 V AC	
Switching current	max. 1 A	
Switching capacity	max. 50 VA	
Protection class	2 - safety insulation	
Ingress protection	IP 65	
Electrical connection	cable 0.5 m	
Materials medium-contact	POM GV, CW614N, CuSn8, hard ferrite, NBR, Nylon type FXF with additional spring 1.4310	
Non-medium-contact materials	PVC	
Weight	without spring 0.14 kg	with spring 0.15 kg
Installation location	Standard: All mounting positions except entry above are possible, the mounting position has influence on the switching point.	
Filter	25 µm	

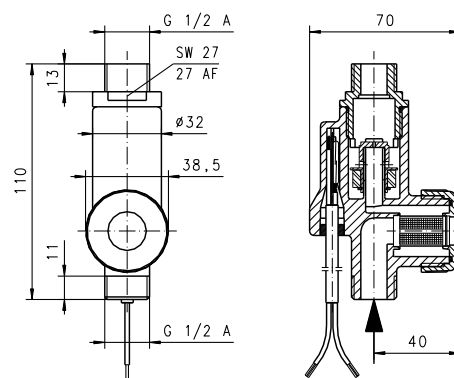
Ranges

Details in the table correspond to horizontal inwards flow with decreasing flow rate.

G	Spring	Switching value l/min H ₂ O Choose between	Q _{max.} recommended	Pressure loss bar at Q _{max.} H ₂ O	Type
G 1/2 A	no	0.4 - 5	12	0.75	FX-01 5AP
	yes	2.0 - 12	15	1.10	FXF-0 15AP

Special ranges are available.

Dimensions



Handling and operation

- Include straight calming section of 5 x DN in inlet and outlet
- It must be ensured that the values given for voltage, current, and power are not exceeded.
- When switch on, a load must be connected in series.
- The electrical details apply to ohmic loads. Capacitive, inductive and lamp loads must be operated using a protective circuit.

Product Information

FX-015AP

Ordering code

1. 2. 3. 4.
FX

1. Spring-supported	
-	without spring support
F-	with spring support
2. Nominal width	
015	DN 15 - G 1/2 A
3. Process connection	
A	male thread
4. Connection material	
P	POM

Ordering information

- Specify direction of flow, medium, and switching value.
- For gases, state pressure (relative or absolute), temperature and medium (e.g. air) (request switching value).
- Integrated flow limiter

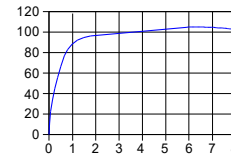
Options

Integrated flow limiter

Characteristics

Mechanical flow limiter for fluid media. From a pre-pressure greater than 2 bar, the flow rate is controlled to the desired volume flow.

Flow value%
of controlled value



Technical data

Controlled values	3 l/min	5 l/min	6 l/min
	8 l/min	10 l/min	12 l/min
Differential pressure	2..10 bar		
Tolerance	±15 %		
Medium temperature	0..65 °C		
Ambient temperature	0..65 °C		
Medium	water		
Materials	POM, NBR		
Weight	0.05 kg additionally		